


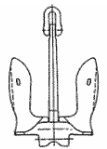


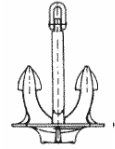
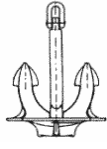


This is one of a complete set of STUDY SHEETS provided as a benefit from WRBA. Please let us know if we can improve it. JoyJourney@gmail.com

 <p>ANCHOR WITHOUT ROPE</p>			 <p>RODGERS ANCHOR - arms perpendicular to forks; blunt points</p>	 <p>ANCHOR WITH ROPE</p>	
	 <p>NAVY STOCKLESS</p>	 <p>KEDGE - ADMIRALTY</p>	 <p>ANFORTH ANCHOR</p>	 <p>UNION ANCHOR</p>	 <p>MARTIN-ADELPHI ANCHOR (cross arms on Union)</p>
<p>ANCHOR WITH WHEAT</p>	<p>ANCHOR WITH EAGLE</p>	<p>ANCHOR WITH WAVES</p>	<p>ANCHOR WITH SUNRISE</p>	<p>ANCHOR AND VERBAL</p>	<p>ANCHOR</p>
	<p>ANCHOR WITH LIFE PRESERVER</p>	<p>ANCHOR ON DECK AGAINST MAST</p>	<p>ANCHOR WITH HAT AND OAR</p>		
					<p>MATERIALS as many as possible</p>
<p>DF - as many as possible</p>	<p>OME - As many as possible</p>	<p>Mechanical / Moveable</p>	<p>BUTTON SHAPES - Linear, Contour, Realistic</p>	<p>USAGE, CREST</p>	<p>Back Mark - VERBAL / NON-VERBAL</p>