











This is one of a complete set of STUDY SHEETS provided as a benefit from WRBA. Please let us know if we can improve it. JoyJourney@gmail.com

 <p>WHITE OAK 1/2" to 1 1/4"</p>	 <p>POST OAK 1/2" to 1"</p>	 <p>BUR OAK 1/4" to 2"</p>	 <p>CHESTNUT OAK 1" to 1 1/2"</p>	 <p>SWAMP WHITE OAK 1/4" to 1 1/2"</p>	 <p>OVERCUP OAK 1/2" to 1 1/2"</p>
 <p>CHINQUAPIN OAK 1/2" to 3/4"</p>	 <p>LIVE OAK 3/4" to 1"</p>	 <p>CALIFORNIA LIVE OAK 3/4" to 1 1/2"</p>	 <p>GAMBEL OAK 1/2" to 3/4"</p>		
<p>MULTIPLE ACORNS (each different number)</p>	<p>ALONE</p>	<p>ON A BRANCH</p>	<p>WITH EMPTY CAPS</p>		

<p>FOR COMPETITION INCLUDE THESE ALSO:</p>	<p>MATERIALS: as many as you can OTHER MATERIAL EMBELLISH. DECORATIVE FINISHES</p>	<p>CONSTRUCTION TECHNIQUES WORKING METHODS (pierced) SHAPE: Linear, Contour, Realistic</p>	<p>MECHANICAL / MOVEABLE SPECIFIC TYPES: Label Each</p>	<p>BACKTYPE: Sew Thru & Unusual BACK MARKS: Label</p>	<p>USAGE, CREST, etc. 18TH CENTURY or RARITIES?</p>
---	--	--	---	---	---